

ALBERTA FISH & GAME ASSOCIATION

Official Scoring Form

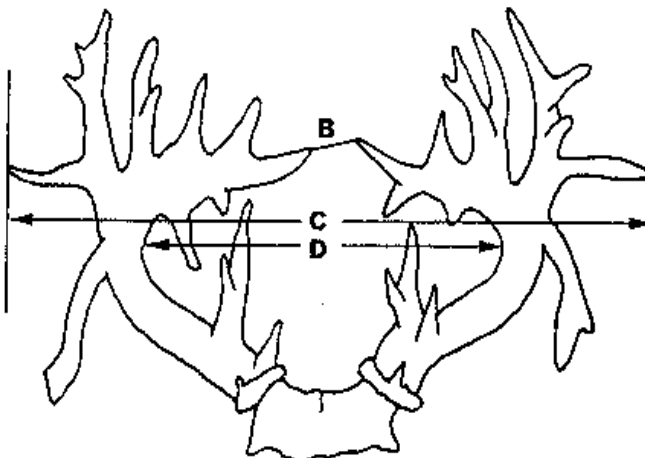
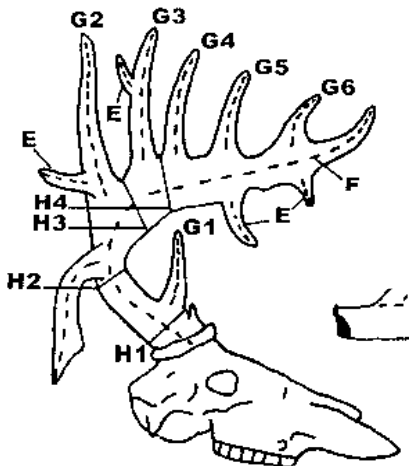
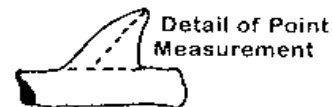


6924 – 104 STREET
 EDMONTON, ALBERTA T6H 2L7
 PHONE: (780) 437-2342
 FAX: (780) 438-6872
 EMAIL: office@afga.org WEBSITE: www.afga.org

Official Scoring System of the
 Boone and Crockett Club

NON-TYPICAL WHITETAIL DEER

Alberta Min. Score 185
 Boone & Crockett Min. Score 195
 Pope & Young Min. Score 155
 Longhunter Society Min. Score 160



Abnormal Points	
Right Antler	Left Antler

SUB TOTAL		
Total Length of (E)		

SEE OTHER SIDE FOR INSTRUCTIONS		Supplementary Data (A,B,C)		Column 1	Column 2	Column 3	Column 4
A. Number of Points on Each Antler		R	L	Spread Credit	Right Antler	Left Antler	Difference
B. Tip to Tip Spread		C. Greatest Spread					
D. Inside Spread of MAIN BEAMS		Spread credit may equal but not exceed length of longer antler					
F. Length of Main Beam							
G-1 Length of First Point							
G-2 Length of Second Point							
G-3 Length of Third Point							
G-4 Length of Fourth Point							
G-5 Length of Fifth Point							
G-6 Length of Sixth Point							
G-7 Length of Seventh Point							
H-1 Circumference at Smallest place between Burr and First Point							
H-2 Circumference at smallest place between First and Second Points							
H-3 Circumference at smallest place between Second and Third Point							
H-4 Circumference at smallest place between Third and Fourth Point							
TOTALS							
ADD	Column 1	Location killed (not WMU) (closest town or area)			How taken (bow/rifle/black powder or found)		
	Column 2	Date killed		By whom killed			
	Column 3	Present owner			Phone No.		
TOTAL		Address			Postal Code		
SUBTRACT Column 4		Guide's Name and Address					
Result		Remarks (Mention any abnormalities)					
Add Line (E) Total							
FINAL SCORE							

I certify that I have measured the above trophy on _____ 20_____

at (address) _____ City _____

Province _____ Postal Code _____ and that these measurements and date are, to the best of my knowledge and belief, made in accordance with the instructions given.

Measurer: _____
(Please Print) No

--	--	--	--	--

Signature: _____
Alberta Fish and Game Official Measurer

Address _____

Phone No. _____

City _____ Province _____ Postal Code _____

Witness: _____

INSTRUCTIONS

All measurements must be made with a 1/4" flexible steel tape to the nearest one-eighth of an inch. Wherever is necessary to change direction of measurement, mark a control point, and swing tape at this point. To simplify addition, please enter fractional figures in eighths. Official measurements cannot be taken for at least sixty days after the animal was killed. Flexible steel cables may be used for measuring main beams.

Supplementary Date measurements indicate conformation of the trophy and none of the figures in line A, B and C are to be included in the score. Evaluation of conformation is a matter of personal preference.

- A. Number of Points on each Antler:** To be counted a point, the projection must be at least one inch long, with the length exceeding width at one inch or more of length. All points are measured from tip of point to nearest edge of beam as illustrated. **Beam tip is counted as point but not measured as a point.**
- B. Tip to Tip Spread** measured between tips of Main Beams.
- C. Greatest Spread** measured between perpendiculars at right angles to the centerline of the skull at widest part whether across main beams or points.
- D. Inside Spread of Main Beams** measured at right angles to the centerline of the skull at widest point between main beams. Enter this measurement again in "Spread Credit" column if it is less than or equal to the length of longer main beam.
- E. Total of Lengths of all Abnormal Points.** Abnormal points are generally considered to be those non-typical in shape or location. Sketch All normal points on antler illustration (Front of form) showing location and approximate size
- F. Length of Main Beam** measured from lowest outside edge of burr over outer curve to the most distant point of what appears to be, the main beam. The point of beginning is the point on the burr where the center line along the outer curve of the beam intersects the burr.
- G. 1-2-3-4-5-6-7 Length of Normal Points.** Normal points project from the main beam. They are measured from nearest edge of main beam over outer curve to tip. To determine nearest edge (top edge) of beam, lay the tape along the outer curve of the beam so that the top edge of the tape coincides with the top edge of the beam on both sides of the point. Draw line along top edge of tape. Draw line will be base line from which point is measured.
If more than 7 Normal points exist add the extra point information in the remarks section on front score sheet.
- H. 1-2-3-4. Circumferences** if first point is missing, take H-1 and H-2 at smallest place between burr and second point. If G-4 is missing, take H-4 halfway between the third point and tip of main beam.

Drying Period: To be eligible for entry in the Alberta Records a trophy must first have been stored under normal room temperature and humidity for at least 60 consecutive days after date of kill. No trophy will be considered which has in any way been altered from its natural state.

FAIR CHASE STATEMENT

To make use of the following methods shall be deemed as unfair chase and unsportsmanlike:

1. Spotting or herding game from the air, followed by landing in it's vicinity for pursuit;
2. Herding or pursuing game with motor-powered vehicles;
3. Use of electronic communications for attracting, locating or observing game or guiding the hunter to such game;
4. Hunting game confined by artificial barriers, including escape-proof fencing, or hunting game transplanted solely for the purpose of commercial shooting;
5. Or as may otherwise be deemed unfair or unsportsmanlike by the Trophy Committee of the Alberta Fish & Game Association.

HUNTER AFFIDAVIT

I certify that the trophy scored on this chart was taken in fair chase and in accordance with the laws of the Province of Alberta and during regulation hunting season. Valid/Current WIN Card # _____

Date: _____ Signature of Hunter _____